



CAMPONESA

○ ACESSÓRIOS | ATTACHMENTS

CAMPONESA

ACESSÓRIOS | ATTACHMENTS

Rua de S. Julião, 921
4760-384 Calendário
V. N. Famalicão **Portugal**

telef. (351) 252 322 232
fax. (351) 252 374 098

info@camponesa.com

www.camponesa.com



SOBRE ABOUT CAMPONESA

ACESSÓRIOS | ATTACHMENTS

A Camponesa é uma empresa que fabrica acessórios para máquinas de movimentação de terras e carga.

Há vários anos especializada no fabrico de equipamentos para retroescavadoras, mini escavadora, mini pás carregadoras e multicarregadores telescópicos, introduziu recentemente na sua gama, produtos para máquinas compactas.

Localiza-se em Vila Nova de Famalição, numa área de 9000 m², utilizando tecnologia de ponta na área de desenho, corte, soldadura e acabamentos. Com um quadro técnico altamente qualificado, e com dezenas de anos de "Know-How".

Agindo numa lógica "business2business", projectando o futuro a todo o instante, a Camponesa cria produtos finais de elevada qualidade e durabilidade.

Fruto da experiência adquirida ao longo de anos de actividade, no reforço constante do seu capital tecnológico e humano e, sobretudo, do permanente contacto com os nossos clientes, a Camponesa, aliando a tradição do conhecimento à visão do futuro, é reconhecida como sendo uma empresa com elevado potencial de expansão para acompanhar as futuras transformações e inovações nesta área de negócio.

Camponesa is a company that manufactures attachments for excavation and loading machines.

For several years it has specialized in the manufacture of equipment for industrial sets and mini-diggers, recently introducing into its range products for compact machines.

It is located in Portugal, in a 9000 m² area plant, using avant-garde technology for drawing, cutting, casting and finishing with a highly qualified technical staff and dozens of years of know how.

Acting according to "business2business" logic, projecting the future at all times, Camponesa creates high quality and durable final products.

As a result of the experience acquired throughout its activity years, with a constant reinforcement of its technological and human capital, and most of all, as a result of the permanent contact with our clients, allying the tradition of knowledge to a future vision, Camponesa is recognized as being a highly expandable potential company remaining side by side with future transformations and innovations within this business area.



RENTIBILIZE A SUA MÁQUINA!
AUMENTE AS SUAS FUNCIONALIDADES COM OS
NOSSOS ACESSÓRIOS!

MAKE THE MOST OUT OF YOUR MACHINE!
ENHANCE IT'S FEATURES USING OUR
ATTACHMENTS!

Índice | Contents

TIPOS DE MÁQUINAS | TYPES OF MACHINES

Acessórios para Retroescavadora
Attachments for Backhoe Loaders
Implementos para Retroexcavadora
Équipements pour Chargeuses Pelleteuses

6

Acessórios para Mini Escavadora
Attachments for Mini Excavator
Implementos para Mini Excavadora
Équipements pour Mini Pelles

32

Acessórios para Empilhador Telescópico
Attachments for Telescopic Handler
Implementos para Manipuladora Telescópica
Équipements pour Chariots TéléscoPIques

46

Acessórios para Mini Pás Carregadora
Attachments for Skid Steer Loader
Implementos para Minicargadora
Équipements pour Chargeuses Compactes

64

Desafios transformados em soluções
Challenges turned into solutions
Desafios convertirse en soluciones
Défis transformées en solutions

76


RETROESCAVADORA | BACKHOE LOADER

ACESSÓRIOS | ATTACHMENTS


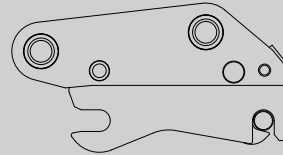
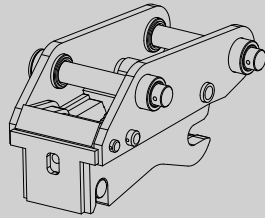
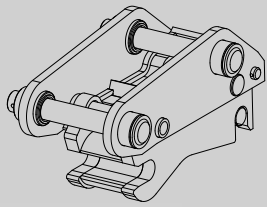
Engate Rápido Mecânico Mechanical Quick Coupling Engache Rapido Mecanico Attache Rapide Mecanique	8
Engate Rápido Hidráulico Hydraulic Quick Coupling Engache Rapido Hidraulico Attache Rapide Hidraulique	9
Balde Aplicações Gerais Standard Bucket Cazo Aplicaciones Generales Godet Standard	10
Balde Reforçado Heavy Duty Bucket Cazo Reforzado Godet Service Lourd	11
Balde Raído Skeleton Bucket Cazo Rayado Godet Squeleto	12
Balde Limpeza Ditch Cleaning Bucket Cazo Limpieza Godet Curage	13
Balde Limpeza Oscilante Swiveling Bucket Cazo Limpieza Orientable Godet Orientable	14
Balde Trapezoidal Trapezoidal Bucket Cazo Trapezoidal Godet Trapéze	15
Dente Ripper Ripper Tooth Diente Ripper Dent de Ripper	16
Quadro de Garfos Pallet Forks Tablera Porta Horquillas Chassis Palette	17
Base de Martelo Hammer Plate Sombrero para Martillo Platine Marteau	18



Frontal | Front | Frente | Avant

Engate Rápido Meânico Mechanical Quick Coupling Enganche Rapido Mecanico Attache Rapide Mecanique -----	20
Engate Rápido Hidráulico Hydraulic Quick Coupling Enganche Rapido Hidraulico Attache Rapide Hidraulique -----	21
Balde Aplicações Gerais Standard Bucket Cazo Aplicaciones Generales Godet Standard -----	22
Balde Drott 4 em 1 Drott 4 in 1 Bucket Cazo Drott 4 a 1 Godet Drott 4 à 1 -----	23
Balde Materiais Leves Light Material Bucket Cazo Materiales Ligeros Godet Materiaux Legeres -----	24
Balde Descarga Alta High Dump Bucket Cazo de Alto Volteo Godet Haute Decharge -----	25
Balde Raiado Skeleton Bucket Cazo Rayado Godet Squeleto -----	26
Kit de Garfos Fork Kit Horquillas Abatibles Kit Forche -----	27
Quadro Garfos Pallet Forks Tablera Porta Horquillas Chassis Palette -----	28
Pinça para Madeira Log Clamps Pinza para Madera Fourches pour Troncs -----	29
Vassoura Sweeper Barredora Godet Balayuses -----	30
Vassoura de Garfos Push Broom Barredora para Horquillas Balayeuse de Fourches -----	31




Engate Rápido Mecânico | Mechanical Quick Coupling | Engache Rapido Mecanico | Attache Rapide Mecanique



Modelo Model Modelo Modele	Peso (Kg)* Weight (Kg)* Peso (Kg)* Pois (Kg)*
	
BQC- 0	80

* Valor aproximado | Approximate value


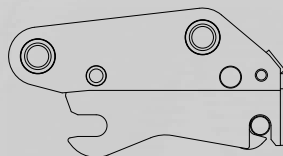
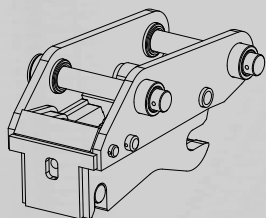
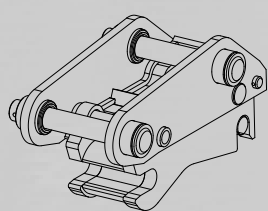
Cavilha | Pin | Bulon | Axe



Modelo Model Modelo Modele	Diâmetro Diameter Diâmetro Diamètre
	Ø
CAV - 40	40
CAV - 45	45
CAV - 50	50

* Valor aproximado | Approximate value




Engate Rápido Hidráulico | Hydraulic Quick Coupling | Engache Rapido Hidraulico | Attache Rapide Hydraulique



Modelo Model Modelo Modele	Peso (Kg)* Weight (Kg)* Peso (Kg)* Pois (Kg)*
	
BQH-0	100

* Valor aproximado | Approximate value

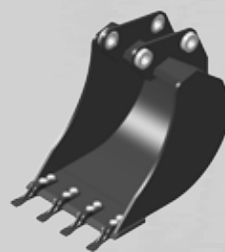
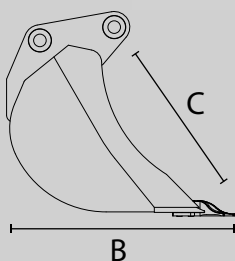
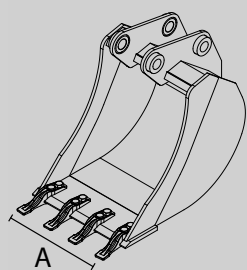
Cavilha | Pin | Bulon | Axe


Modelo Model Modelo Modele	Diâmetro Diameter Diãmetro Diamètre
	Ø
CAV - 40	40
CAV - 45	45
CAV - 50	50

* Valor aproximado | Approximate value



Balde Aplicações Gerais | Standard Bucket | Cazo Aplicaciones Generales | Godet Standard



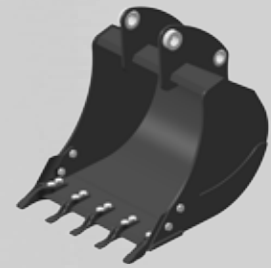
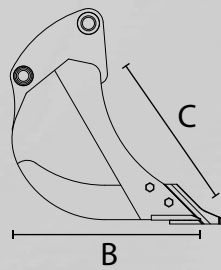
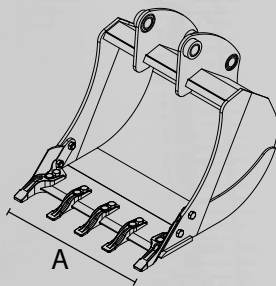
Modelo Model Modelo Modelo	Nº Dente Nº Teeth Nº Diente Nº Dent	Capacidade SAE (Lts)* Capacity SAE (Lts)* Capacidad SAE (Lts)* Capacité SAE (Lts)*	Peso (Kg)* Weight (Kg)* Peso (Kg)* Pois (Kg)*	A (mm)	B (mm)	C (mm)
						
SB - 300	3	75	115	300	725	740
SB - 350	3	83	120	350		
SB - 400	3	102	130	400		
SB - 600	4	160	160	600		
SB - 800	5	214	190	800		
SB - 900	5	240	200	900		





Tipo Dente | Tipe Tooth | Tipo Diente | Type Dent 53103205

* Valor aproximado | Approximate value



Balde Reforçado | Heavy Duty Bucket | Cazo Reforzado | Godet Service Lourd



Modelo Model Modelo Modele	Nº Dente Nº Teech Nº Diente Nº Dent	Capacidade SAE (Lts)* Capacity SAE (Lts)* Capacidad SAE (Lts)* Capacité SAE (Lts)*	Peso (Kg)* Weight (Kg)* Peso (Kg)* Pois (Kg)*	A (mm)	B (mm)	C (mm)
						
BHD - 300	3	75	135	300	725	740
BHD - 350	3	83	140	350		
BHD - 400	3	102	150	400		
BHD - 600	4	160	180	600		
BHD - 800	5	214	210	800		

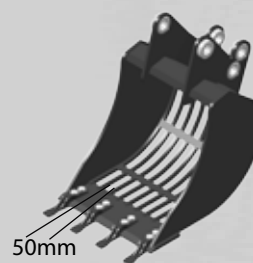
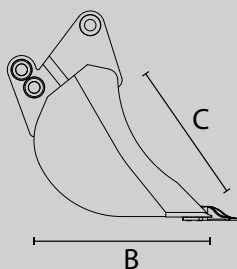
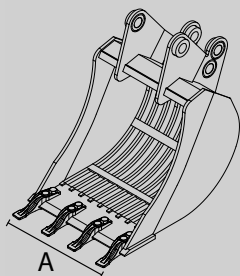
Tipo Dente | Tipe Tooth | Tipo Diente | Type Dent 53103205





* Valor aproximado | Approximate value

Tipo Canto | Side Cutter Tipe | Tipo Cantonera | Type Coin 53103208/9



Balde Raído | Skeleton Bucket | Cazo Rayado | Godet Squeleto




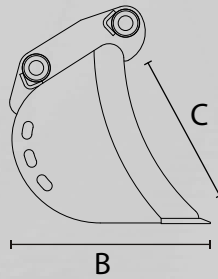
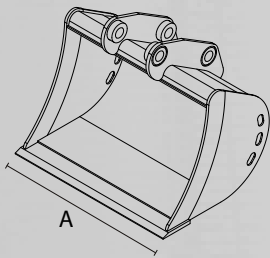
Modelo Model Modelo Modelo	Nº Dente Nº Teeth Nº Diente Nº Dent	Capacidade SAE (Lts)* Capacity SAE (Lts)* Capacidad SAE (Lts)* Capacité SAE (Lts)*	Peso (Kg)* Weight (Kg)* Peso (Kg)* Pois (Kg)*	A (mm)	B (mm)	C (mm)
						
BSK - 600	4	160	150	600	725	740
BSK - 800	5	214	170	800		




Tipo Dente | Tipe Tooth | Tipo Diente | Type Dent 53103205

* Valor aproximado | Approximate value



Balde Limpeza | Ditch Cleaning Bucket | Cazo Limpieza | Godet Curage

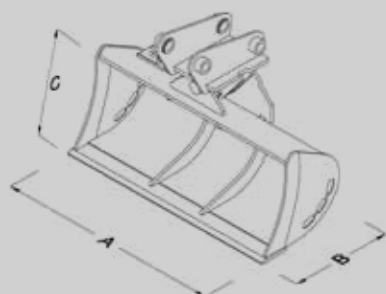





Modelo Model Modelo Modele	Capacidade SAE (Lts)* Capacity SAE (Lts)* Capacidad SAE (Lts)* Capacité SAE (Lts)*	Peso (Kg)* Weight (Kg)* Peso (Kg)* Pois (Kg)*	A (mm)	B (mm)	C (mm)
					
CB - 120	230	130	1200	490	470
CB - 150	285	152	1500		
CB - 180	305	175	1800		

* Valor aproximado | Approximate value



Balde Limpeza Oscilante | Swiveling Bucket | Cazo Limpeza Orientable | Godet Orientable


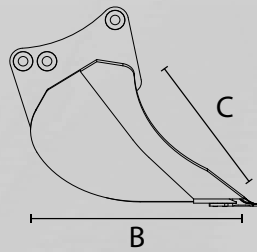
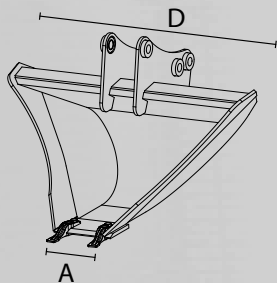






Modelo Model Modelo Modele	Nº Cilíndros Nº Cylinders Nº Cilindros Nº Cylindres	Capacidade SAE (Lts)* Capacity SAE (Lts)* Capacidad SAE (Lts)* Capacité SAE (Lts)*	Peso (Kg)* Weight (Kg)* Peso (Kg)* Pois (Kg)*	A (mm)	B (mm)	C (mm)
						
CBC - 120	1	230	200	1200	490	470
CBC - 150	1	285	230	1500		
CBC - 180	1	305	250	1800		
CBC - 121	2	230	215	1200		
CBC - 151	2	285	245	1500		
CBC - 181	2	305	260	1800		

* Valor aproximado | Approximate value



Balde Trapezoidal | Trapezoidal Bucket | Cazo Trapezoidal | Godet Trapéze



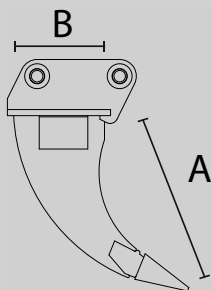
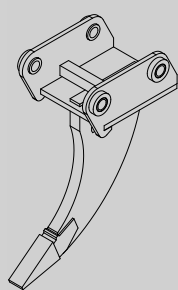
Modelo Model Modelo Modelo	Nº Dente Nº Teech Nº Diente Nº Dent	Capacidade SAE (Lts)* Capacity SAE (Lts)* Capacidad SAE (Lts)* Capacité SAE (Lts)*	Peso (Kg)* Weight (Kg)* Peso (Kg)* Pois (Kg)*	A (mm)	B (mm)	C (mm)	D (mm)
							
TB - 308	3	160	138	300	725	740	800
TB - 310		180	145	300			1000
TB - 314		200	175	300			1400
TB - 319		225	200	300			1900
TB - 414		220	180	400			1400
TB - 419		245	205	400			1900




Tipo Dente | Tipe Tooth | Tipo Diente | Type Dent 53103205

* Valor aproximado | Approximate value



Dente Ripper | Ripper Tooth | Diente Ripper | Dent de Ripper



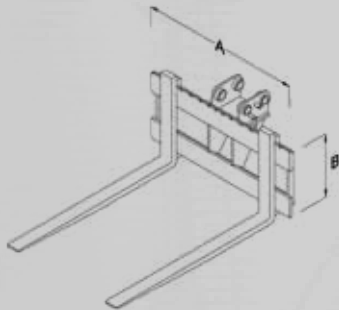
Modelo Model Modelo Modelo	Nº Dente Nº Teech Nº Diente Nº Dent	Peso (Kg)* Weight (Kg)* Peso (Kg)* Pois (Kg)*	A (mm)	B (mm)
				
BR - 500	1	90	650	300



Tipo Luva | Tip | Tipo Punta | Type Poynte 1U-3252

* Valor aproximado | Approximate value



Quadro de Garfos | Pallet Forks | Tablero Porta Horquillas | Chassis Palette

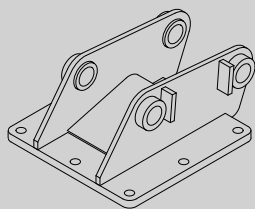




Modelo Model Modelo Modele	Garfo (mm) Fork (mm) Horquilla (mm) Forche (mm)	Capacidade SAE (Kg)* Capacity SAE (Kg)* Capacidad SAE (Kg)* Capacité SAE (Kg)*	Peso (Kg)* Weight (Kg)* Peso (Kg)* Pois (Kg)*	A (mm)	B (mm)
					
BLF - 120	1100x100x40	2000	150	1000	407

* Valor aproximado | Approximate value



Base de Martelo | Hammer Plate | Placa de Martillo | Platine Marteau



Modelo Model Modelo Modele	Peso (Kg)* Weight (Kg)* Peso (Kg)* Pois (Kg)*
	
BM - 0	50

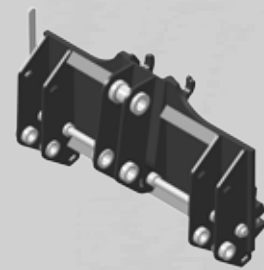
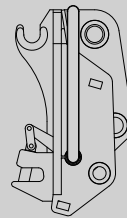
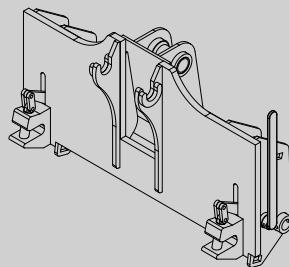
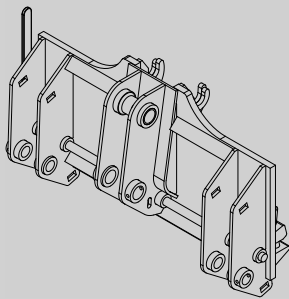
* Valor aproximado | Approximate value





Frontal | Front | Frente | Avant



Engate Rápido Meânico | Mechanical Quick Coupling | Enganche Rapido Mecanico | Attache Rapide Mecanique

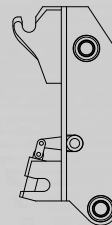
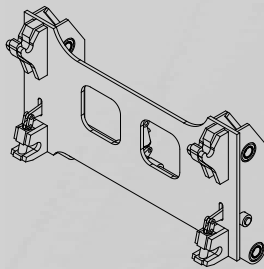
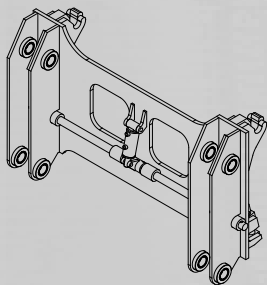




Modelo Model Modelo Modele	Peso (Kg)* Weight (Kg)* Peso (Kg)* Pois (Kg)*
	
QM - 0	190

* Valor aproximado | Approximate value


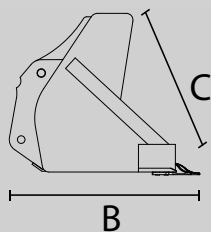
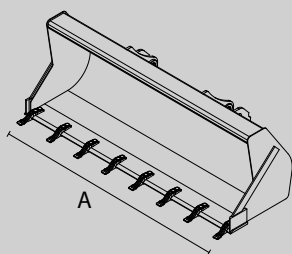






Engate Rápido Hidráulico | Hydraulic Quick Coupling | Enganche Rapido Hidraulico | Attache Rapide Hydraulique







Modelo Model Modelo Modele	Peso (Kg)* Weight (Kg)* Peso (Kg)* Pois (Kg)*
	
QH - 0	190

* Valor aproximado | Approximate value


Balde Aplicações Gerais | Standard Bucket | Cazo Aplicaciones | Godet Standard


Modelo Model Modelo Modelo	Nº Dente Nº Teeth Nº Diente Nº Dent	Capacidade SAE (Lts)* Capacity SAE (Lts)* Capacidad SAE (Lts)* Capacité SAE (Lts)*	Peso (Kg)* Weight (Kg)* Peso (Kg)* Pois (Kg)*	A (mm)	B (mm)	C (mm)
						
GB - 230	7	950	430	2300	750	950
GB - 240	8	1000	450	2400		

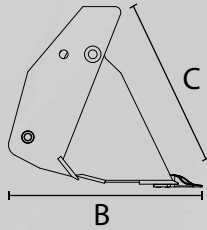
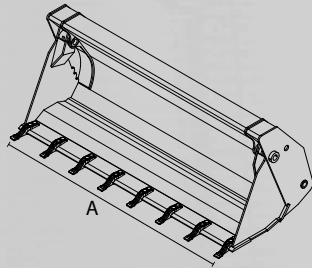
Tipo Dente | Tipe Tooth | Tipo Diente | Type Dent 53103205
*** Valor aproximado | Approximate value**
Balde com Kit de Garfos | Bucket with Fork Kit | Cazo con Horquillas Abatibles | Godet avec Kit Forche **





Modelo Model Modelo Modelo	Nº Dente Nº Teeth Nº Diente Nº Dent	Capacidade SAE (Lts)* Capacity SAE (Lts)* Capacidad SAE (Lts)* Capacité SAE (Lts)*	Peso (Kg)* Weight (Kg)* Peso (Kg)* Pois (Kg)*	A (mm)	B (mm)	C (mm)
						
GBK- 230	7	950	580	2300	750	950
GBK - 240	8	1000	600	2400		

**** Kit de Garfos | Fork Kit | Horquillas Abatibles | Kit Forche - KT pg. 30**
*** Valor aproximado | Approximate value**
Tipo Dente | Tipe Tooth | Tipo Diente | Type Dent 53103205



Balde Drott 4 em 1 | 4 in 1 Bucket | Cazo Drott 4 a 1 | Godet Drott 4 à 1







Modelo Model Modelo Modele	Nº Dente Nº Teech Nº Diente Nº Dent	Capacidade SAE (Lts)* Capacity SAE (Lts)* Capacidad SAE (Lts)* Capacité SAE (Lts)*	Peso (Kg)* Weight (Kg)* Peso (Kg)* Pois (Kg)*	A (mm)	B (mm)	C (mm)
						
MB - 230	7	850	640	2300	880	920
MB - 240	8	900	670	2400		

Tipo Dente | Tipe Tooth | Tipo Diente | Type Dent 53103205

* Valor aproximado | Approximate value

Balde com Kit de Garfos | Bucket with Fork Kit | Cazo con Horquillas Abatibles | Godet avec Kit Forche **

Modelo Model Modelo Modele	Nº Dente Nº Teech Nº Diente Nº Dent	Capacidade SAE (Lts)* Capacity SAE (Lts)* Capacidad SAE (Lts)* Capacité SAE (Lts)*	Peso (Kg)* Weight (Kg)* Peso (Kg)* Pois (Kg)*	A (mm)	B (mm)	C (mm)
						
MBK - 230	7	850	810	2300	880	920
MBK - 240	8	900	840	2400		


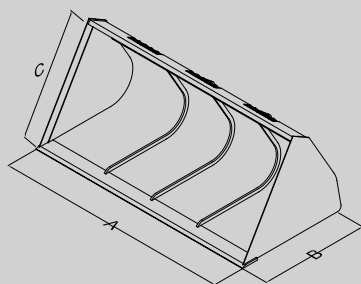
** Kit de Garfos | Fork Kit | Horquillas Abatibles | Kit Forche - KT pg. 30



* Valor aproximado | Approximate value

Tipo Dente | Tipe Tooth | Tipo Diente | Type Dent 53103205



Balde Materiais Leves | Light Material Bucket | Cazo Materiales Ligeros | Godet Materiaux Legeres


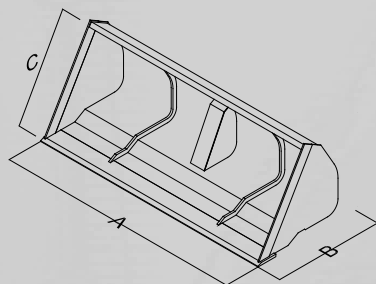





Modelo Model Modelo Modele	Capacidade SAE (Lts)* Capacity SAE (Lts)* Capacidad SAE (Lts)* Capacit� SAE (Lts)*	Peso (Kg)* Weight (Kg)* Peso (Kg)* Pois (Kg)*	A (mm)	B (mm)	C (mm)
					
LB - 150	1500	690	2400	1000	1100
LB - 200	2000	750		1160	1260
LB - 250	2500	800		1290	1330
LB - 300	3000	930		1365	1500

* Valor aproximado | Approximate value



Balde Descarga Alta | High Dump Bucket | Cazo de Alto Volteo | Godet Haute Decharge


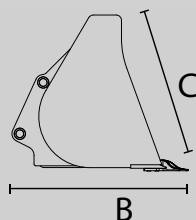
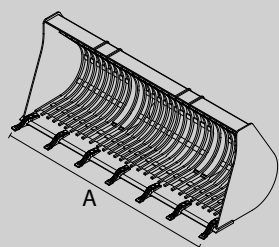






Modelo Model Modelo Modele	Capacidade SAE (Lts)* Capacity SAE (Lts)* Capacidad SAE (Lts)* Capacité SAE (Lts)*	Peso (Kg)* Weight (Kg)* Peso (Kg)* Pois (Kg)*	A (mm)	B (mm)	C (mm)
					
AB - 150	1500	630	2400	1000	1100
AB - 200	2000	875		1160	1260
AB - 250	2500	930		1290	1330
AB - 300	3000	1000		1365	1500

* Valor aproximado | Approximate value



Balde Raiado | Skeleton Bucket | Cazo Rayado | Godet Squeleto



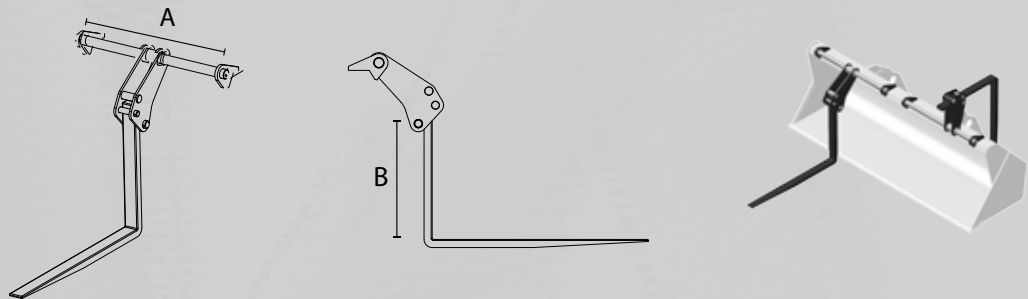
Modelo Model Modelo Modelo	Nº Dente Nº Teeth Nº Diente Nº Dent	Capacidade SAE (Lts)* Capacity SAE (Lts)* Capacidad SAE (Lts)* Capacité SAE (Lts)*	Peso (Kg)* Weight (Kg)* Peso (Kg)* Pois (Kg)*	A (mm)	B (mm)	C (mm)
						
SK - 230	7	900	470	2300	720	890
SK - 240	8	950	500	2400		

Tipo Dente | Tipe Tooth | Tipo Diente | Type Dent 53103205




* Valor aproximado | Approximate value



Kit de Garfos | Fork Kit | Horquilhas Abatíveis | Kit Forche






Standard

Modelo Model Modelo Modele	Garfo (mm) Fork (mm) Horquilla (mm) Forche (mm)	Capacidade SAE (Lts)* Capacity SAE (Lts)* Capacidad SAE (Lts)* Capacité SAE (Lts)*	Peso (Kg)* Weight (Kg)* Peso (Kg)* Pois (Kg)*	Ø	A (mm)	B (mm)
						
KT - 100	1100x80x40	2000	150	40	850	570

* Valor aproximado | Approximate value

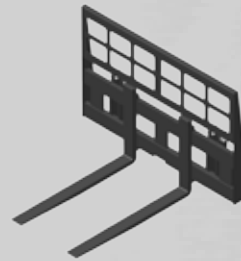
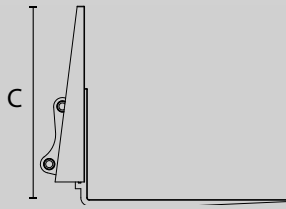
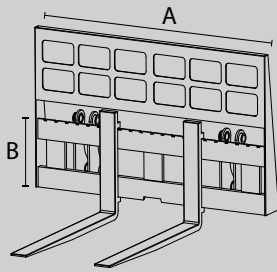
4 x 1



Modelo Model Modelo Modele	Garfo (mm) Fork (mm) Horquilla (mm) Forche (mm)	Capacidade SAE (Lts)* Capacity SAE (Lts)* Capacidad SAE (Lts)* Capacité SAE (Lts)*	Peso (Kg)* Weight (Kg)* Peso (Kg)* Pois (Kg)*	Ø	A (mm)	B (mm)
						
KT - 150	1100x80x40	2000	170	50	850	570

* Valor aproximado | Approximate value



Quadro Garfos | Pallet Forks | Tablora Porta Horquillhas | Chassis Palette

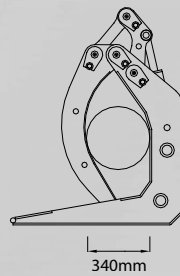
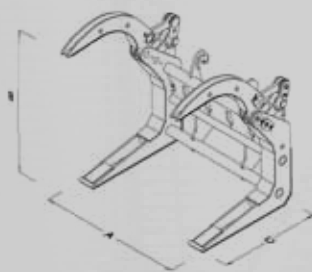




Modelo Model Modelo Modelo	Garfo (mm) Fork (mm) Horquilla (mm) Forche (mm)	Capacidade SAE (Lts)* Capacity SAE (Lts)* Capacidad SAE (Lts)* Capacité SAE (Lts)*	Peso (Kg)* Weight (Kg)* Peso (Kg)* Pois (Kg)*	A (mm)	B (mm)	C (mm)
						
LF - 152	1100x100x40	2500	280	1500	407	915
LF - 153	1200x100x50	3500	350		508	1025

* Valor aproximado | Approximate value



Pinça para Madeira | Log Clamps | Pinza para Madera | Fourches pour Troncs





Modelo Model Modelo Modele	Nº Cilindros Nº Cylinders Nº Cilindros Nº Cylindres	Peso (Kg)* Weight (Kg)* Peso (Kg)* Pois (Kg)*	A (mm)	B (mm)	C (mm)
					
PM - 130	2	420	1300	1300	960
PM - 160		460	1600		
PM - 190		510	1900		

* Valor aproximado | Approximate value



Vassoura | Sweeper | Barredora | Godet Balayuses



Modelo Model Modelo Modele	Nº Discos Nº Discs Nº Cepillos Nº Disques	Ø	Capacidade SAE (Lts)* Capacity SAE (Lts)* Capacidad SAE (Lts)* Capacit�e SAE (Lts)*	Peso (Kg)* Weight (Kg)* Peso (Kg)* Pois (Kg)*	A (mm)	B (mm)
BV - 200	44	560	500	510	2000	1500
BV - 220	55		550	560	2200	
BV - 240	61		600	596	2400	

Discos | Discs | Cepillos | Disque - Polipropileno/ Polypropylele

* Valor aproximado | Approximate value

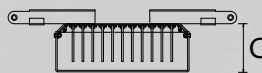
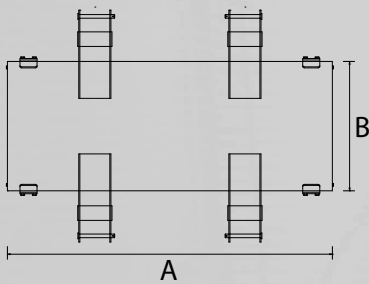
Access rios para Vassoura | Attachments for Sweeper | Implementos para Barredora |  quipements



Modelo Model Modelo Modele	Descri�o Description Descripci�n Description
BVL - 000	Vassoura lateral Side sweeper Cepillo lateral Borse lat�rale Ø580mm
BVR - 100	Sistema de rega Sprinkler system Kit riego Syst�me d'arrosage 100 Lt*
BVS - 000	Sistema de rega lateral Side sprinkler system Kit riego lateral Arrosage lat�rale

RETROESCAVADORA | BACKHOE LOADER



Vassoura de Garfos | Push Broom | Barredora | Godet Balayeuses



Modelo Model Modelo Modele	Nº Escovas Nº Brushes Nº Cepillos Nº Brosses	Peso (Kg)* Weight (Kg)* Peso (Kg)* Pois (Kg)*	A (mm)	B (mm)
				
VM - 180	11	105	1800	720
VM - 240		160	2400	
VM - 300		210	3000	

Discos | Discs | Cepillos | Disque - Polipropileno/ Polypropylele

* Valor aproximado | Approximate value


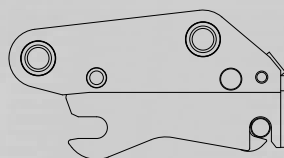
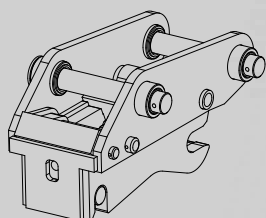
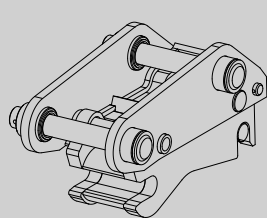
MINI ESCAVADORA | MINI EXCAVATOR



ACESSÓRIOS | ATTACHMENTS

Engate Rápido Mecânico Mechanical Quick Coupling Enganche Rapido Mecanico Attache Rapide Mecanique -----	34
Engate Rápido Hidráulico Hydraulic Quick Coupling Enganche Rapido Hidraulico Attache Rapide Hidraulique -----	35
Balde Aplicações Gerais Standard Bucket Cazo Aplicaciones Generales Godet Standard -----	36
Balde Raído Skeleton Bucket Cazo Rayado Godet Squeleto -----	38
Balde Limpeza Ditch Cleaning Bucket Cazo Limpieza Godet Curage -----	39
Balde Limpeza Oscilante Swiveling Bucket Cazo Limpieza Orientable Godet Orientable -----	40
Balde Trapezoidal Trapezoidal Bucket Cazo Trapezoidal Godet Trapéze -----	41
Dente Ripper Ripper Tooth Diente Ripper Dent de Ripper -----	42
Quadro de Garfos Pallet Forks Tablera Porta Horquillas Chassis Palette -----	43
Base de Martelo Hammer Plate Sombrero para Martillo Platine Marteau -----	44




Engate Rápido Mecânico | Mechanical Quick Coupling | Engache Rapido Mecanico | Attache Rapide Mecanique




	Modelo Model Modelo Modele	Peso (Kg)* Weight (Kg)* Peso (Kg)* Pois (Kg)*
		
1,2 / 1,8 Ton	EQC - 000	20
1,9 / 2,8 Ton	EQC - 001	35
2,9 / 3,9 Ton	EQC - 002	40
4 / 5,5 Ton	EQC - 003	45
5,6 / 7 Ton	EQC - 004	60
7,1 / 10 Ton	EQC - 005	75

* Valor aproximado | Approximate value


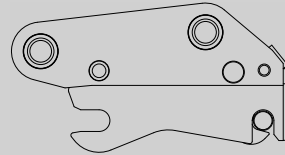
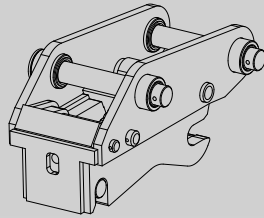
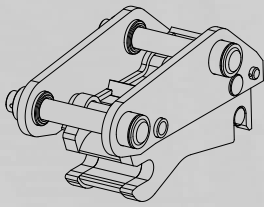
Cavilha | Pin | Bulon | Axe



Modelo Model Modelo Modele	Diâmetro Diameter Diámetro Diamètre
	Ø
CAV - 25	25
CAV - 30	30
CAV - 35	35
CAV - 40	40

Modelo Model Modelo Modele	Diâmetro Diameter Diámetro Diamètre
	Ø
CAV - 45	45
CAV - 50	50
CAV - 55	55
CAV - 60	60




Engate Rápido Hidráulico | Hydraulic Quick Coupling | Engache Rapido Hidraulico | Attache Rapide Hydrauliquecv



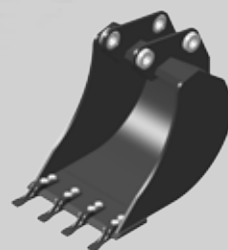
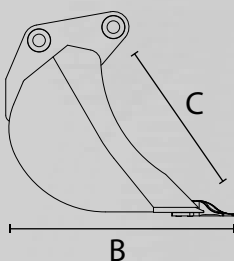
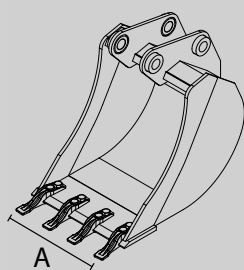
	Modelo Model Modelo Modele	Peso (Kg)* Weight (Kg)* Peso (Kg)* Pois (Kg)*
		
1,2 / 1,8 Ton	EQH - 000	30
1,9 / 2,8 Ton	EQH - 001	45
2,9 / 3,9 Ton	EQH - 002	50
4 / 5,5 Ton	EQH - 003	55
5,6 / 7 Ton	EQH - 004	70
7,1 / 10 Ton	EQH - 005	85





* Valor aproximado | Approximate value

Cavilha | Pin | Bulon | Axe

Modelo Model Modelo Modele	Diâmetro Diameter Diámetro Diamètre
	Ø
CAV - 25	25
CAV - 30	30
CAV - 35	35
CAV - 40	40

Modelo Model Modelo Modele	Diâmetro Diameter Diámetro Diamètre
	Ø
CAV - 45	45
CAV - 50	50
CAV - 55	55
CAV - 60	60


Balde Aplicações Gerais | Standard Bucket | Cazo Aplicaciones Generales | Godet Standard


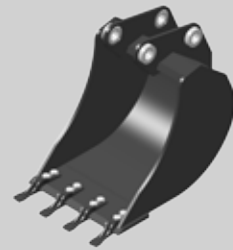
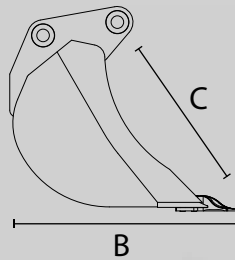
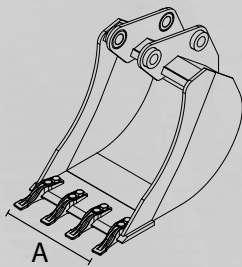
	Modelo Model Modelo Modele	Nº Dente Nº Teech Nº Diente Nº Dent	Capacidade SAE (Lts)* Capacity SAE (Lts)* Capacidad SAE (Lts)* Capacité SAE (Lts)*	Peso (Kg)* Weight (Kg)* Peso (Kg)* Pois (Kg)*	A (mm)	B (mm)	C (mm)
							
1,2 / 1,8 Ton	EGB- 200	2	15	28	200	394	370
	EGB- 300	3	25	36	300		
	EGB- 400	3	36	42	400		
	EGB- 600	4	55	53	600		
1,9 / 2,8 Ton	EGB- 201	2	19	36	200	460	430
	EGB- 301	3	32	44	300		
	EGB- 401	3	46	50	400		
	EGB- 601	4	75	62	600		
2,9 / 3,9 Ton	EGB- 302	3	43	54	300	535	500
	EGB- 402	3	62	64	400		
	EGB- 602	4	100	73	600		
	EGB- 802	5	139	86	800		

1,2 / 3,9 Ton Tipo Dente | Tipe Tooth | Tipo Diente | Type Dent 17,7
 4 / 7 Ton Tipo Dente | Tipe Tooth | Tipo Diente | Type Dent 53103205
 7,1 / 10 Ton Tipo Dente | Tipe Tooth | Tipo Diente | Type Dent 1U-3252

* Valor aproximado | Approximate value



Balde Aplicações Gerais | Standard Bucket | Cazo Aplicaciones Gerais | Godet Standard



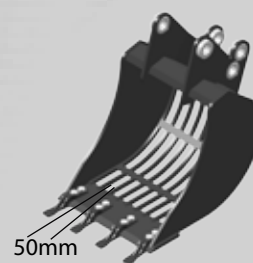
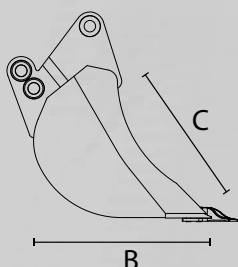
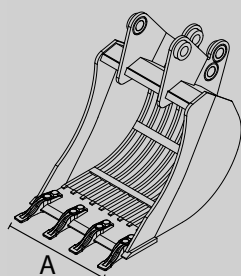
	Modelo Model Modelo Modelo	Nº Dente Nº Tech Nº Diente Nº Dent	Capacidade SAE (Lts)* Capacity SAE (Lts)* Capacidad SAE (Lts)* Capacité SAE (Lts)*	Peso (Kg)* Weight (Kg)* Peso (Kg)* Pois (Kg)*	A (mm)	B (mm)	C (mm)
4 / 5,5 Ton	EGB- 303	3	50	82	300	660	625
	EGB- 403	3	73	93	400		
	EGB- 603	4	122	121	600		
	EGB- 803	5	170	149	800		
5,6 / 7 Ton	EGB- 304	3	60	93	300	760	690
	EGB- 404	3	88	100	400		
	EGB- 604	4	146	127	600		
	EGB- 804	5	206	155	800		
7,1 / 10 Ton	EGB- 305	3	75	147	300	800	750
	EGB- 405	3	102	165	400		
	EGB- 605	4	160	195	600		
	EGB- 805	5	214	235	800		





1,2 / 3,9 Ton Tipo Dente | Tipe Tooth | Tipo Diente | Type Dent 17,7
 4 / 7 Ton Tipo Dente | Tipe Tooth | Tipo Diente | Type Dent 53103205
 7,1 / 10 Ton Tipo Dente | Tipe Tooth | Tipo Diente | Type Dent 1U-3252

* Valor aproximado | Approximate value



Balde Raiado | Skeleton Bucket | Cazo Rayado | Godet Squeleto




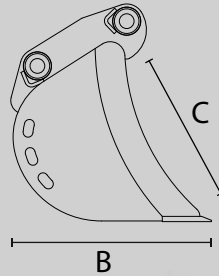
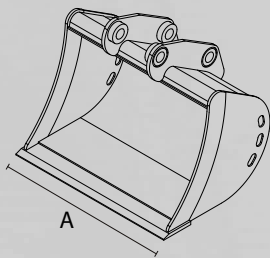
	Modelo Model Modelo Modelo	Nº Dente Nº Teech Nº Diente Nº Dent	Capacidade SAE (Lts)* Capacity SAE (Lts)* Capacidad SAE (Lts)* Capacité SAE (Lts)*	Peso (Kg)* Weight (Kg)* Peso (Kg)* Pois (Kg)*	A (mm)	B (mm)	C (mm)
							
1,2 / 1,8 Ton	ESK - 600	4	55	58	600	394	370
1,9 / 2,8 Ton	ESK - 601	4	75	68	600	460	430
2,9 / 3,9 Ton	ESK - 602	4	100	84	600	535	500
	ESK - 802	5	139	88			
4 / 5,5 Ton	ESK - 603	4	122	132	600	660	625
	ESK - 803	5	170	140	800		
5,6 / 7 Ton	ESK - 604	4	146	141	600	760	690
	ESK - 804	5	206	172	800		
7,1 / 10 Ton	ESK - 605	4	160	216	600	800	750
	ESK - 805	5	214	261	800		




1,2 / 3,9 Ton Tipo Dente | Tipe Tooth | Tipo Diente | Type Dent 17,7
 4 / 7 Ton Tipo Dente | Tipe Tooth | Tipo Diente | Type Dent 53103205
 7,1 / 10 Ton Tipo Dente | Tipe Tooth | Tipo Diente | Type Dent 1U-3252

* Valor aproximado | Approximate value



Balde Limpeza | Ditch Cleaning Bucket | Cazo Limpieza | Godet Curage


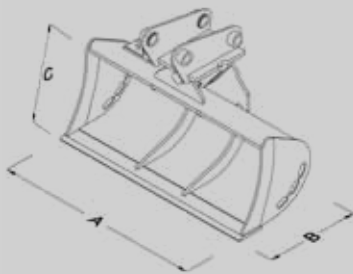





	Modelo Model Modelo Modele	Capacidade SAE (Lts)* Capacity SAE (Lts)* Capacidad SAE (Lts)* Capacité SAE (Lts)*	Peso (Kg)* Weight (Kg)* Peso (Kg)* Pois (Kg)*	A (mm)	B (mm)	C (mm)
						
1,2 / 1,8 Ton	ECB - 080	52	45	800	355	300
	ECB - 100	65	52	1000		
1,9 / 2,8 Ton	ECB - 101	82	61	1000	410	345
	ECB - 121	99	70	1200		
2,9 / 3,9 Ton	ECB - 122	127	83	1200	470	390
	ECB - 142	149	87	1400		
4 / 5,5 Ton	ECB - 123	164	115	1200	500	425
	ECB - 143	190	130	1400		
5,6 / 7 Ton	ECB - 124	202	135	1200	490	470
	ECB - 144	236	150	1400		
7,1 / 10 Ton	ECB - 125	156	154	1200	590	500
	ECB - 155	196	190	1400		

*Valor aproximado | Approximate value



Balde Limpeza Oscilante | Swiveling Bucket | Cazo Limpieza Orientable | Godet Orientable


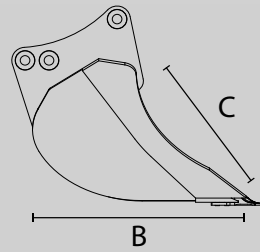
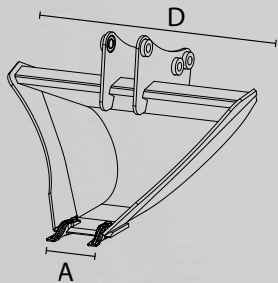






	Modelo Model Modelo Modelo	Nº Cilindros Nº Cylinders Nº Cilindros Nº Cylindres	Capacidade SAE (Lts)* Capacity SAE (Lts)* Capacidad SAE (Lts)* Capacité SAE (Lts)*	Peso (Kg)* Weight (Kg)* Peso (Kg)* Pois (Kg)*	A (mm)	B (mm)	C (mm)
							
1,2 / 1,8 Ton	ECBC - 080	1	52	60	800	355	300
	ECBC - 100		65	75	1000		
1,9 / 2,8 Ton	ECBC - 101		82	90	1000	410	345
	ECBC - 121		99	00	1200		
2,9 / 3,9 Ton	ECBC - 122		127	115	1200	470	390
	ECBC - 142		149	130	1400		
4 / 5,5 Ton	ECBC - 123		164	160	1200	500	425
	ECBC - 143		190	170	1400		
5,6 / 7 Ton	ECBC - 124		202	200	1200	490	470
	ECBC - 144		236	215	1400		
7,1 / 10 Ton	ECBC - 125		156	230	1200	590	500
	ECBC - 155		196	250	1500		

* Valor aproximado | Approximate value



Balde Trapezoidal | Trapezoidal Bucket | Cazo Trapezoidal | Godet Trapéze



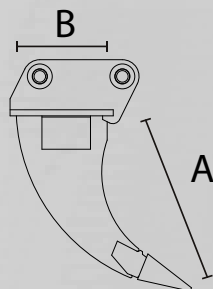
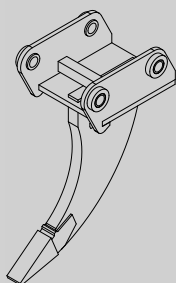
	Modelo Model Modelo Modelo	Nº Dente Nº Teech Nº Diente Nº Dent	Capacidade SAE (Lts)* Capacity SAE (Lts)* Capacidad SAE (Lts)* Capacité SAE (Lts)*	Peso (Kg)* Weight (Kg)* Peso (Kg)* Pois (Kg)*	A (mm)	B (mm)	C (mm)	D (mm)
								
1,2 / 1,8 Ton	ETB - 260	2	40	34	200	394	370	600
	ETB - 280		43	48				800
1,9 / 2,8 Ton	ETB - 281		46	49		800		
	ETB - 211		52	71		1000		
2,9 / 3,9 Ton	ECB - 282	2	64	70	250	353	500	800
	ETB - 212		70	98				1000
4 / 5,5 Ton	ETB - 313	3	85	91	300	660	625	1000
	ETB - 323		93	128				1400
5,6 / 7 Ton	ETB - 314		124	140		1200		
	ETB - 324		133	172		1400		
7,1 / 10 Ton	ETB - 315		145	190		1200		
	ETB - 325		160	215		1400		



* Valor aproximado | Approximate value

1,2 / 3,9 Ton Tipo Dente | Tipe Tooth | Tipo Diente | Type Dent 17,7
 4 / 7 Ton Tipo Dente | Tipe Tooth | Tipo Diente | Type Dent 53103205
 7,1 / 10 Ton Tipo Dente | Tipe Tooth | Tipo Diente | Type Dent 1U-325



Dente Ripper | Ripper Tooth | Diente Ripper | Dent de Ripper



	Modelo Model Modelo Modele	Nº Dente Nº Teech Nº Diente Nº Dent	Peso (Kg)* Weight (Kg)* Peso (Kg)* Pois (Kg)*	A (mm)	B (mm)	
						
1,2 / 1,8 Ton	EBR - 500	1	35	370	150	
1,9 / 2,8 Ton	EBR - 501		45	440	200	
2,9 / 3,9 Ton	EBR - 502		60	525	240	
4 / 5,5 Ton	EBR - 503		90	680	320	
5,6 / 7 Ton	EBR - 504					
7,1 / 10 Ton	EBR - 505					

1,2 / 3,9 Ton Tipo Dente | Tipe Tooth | Tipo Diente | Type Dent 1U-3202

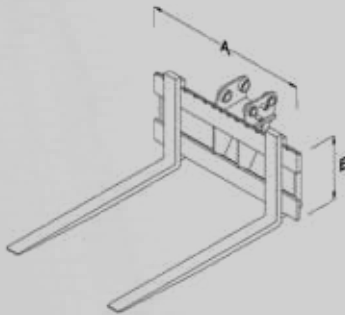
4 / 7 Ton Tipo Dente | Tipe Tooth | Tipo Diente | Type Dent 1U-3252



7,1 / 10 Ton Tipo Dente | Tipe Tooth | Tipo Diente | Type Dent 1U-1304

* Valor aproximado | Approximate value



Quadro de Garfos | Pallet Forks | Tablero Porta Horquillas | Chassis Palette

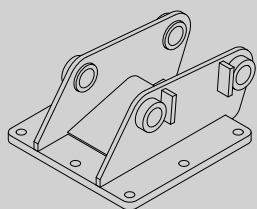




	Modelo Model Modelo Modele	garfo (mm) Fork (mm) Horquilla (mm) Forche (mm)	Capacidade SAE (Lts)* Capacity SAE (Lts)* Capacidad SAE (Lts)* Capacité SAE (Lts)*	Peso (Kg)* Weight (Kg)* Peso (Kg)* Pois (Kg)*	A (mm)	B (mm)
						
1,9 / 2,8 Ton	ELF - 101	1000X80X35	1000	100	1000	407
2,9 / 3,9 Ton	ELF - 102	1000X80X35	1000			
4 / 5,5 Ton	ELF - 103	1000X80X40	1500	120		
5,6 / 7 Ton	ELF - 124	1000X100X40	2000	160	1200	
7,1 / 10 Ton	ELF - 125	1000X100X40	2000			

* Valor aproximado | Approximate value



Base de Martelo | Hammer Plate | Placa de Martillo | Platine Marteau



	Modelo Model Modelo Modele	Peso (Kg)* Weight (Kg)* Peso (Kg)* Pois (Kg)*
		
1,2 / 1,8 Ton	EBM - 000	20
1,9 / 2,8 Ton	EBM - 001	35
2,9 / 3,9 Ton	EBM - 002	
4 / 5,5 Ton	EBM - 003	50
5,6 / 7 Ton	EBM - 004	
7,1 / 10 Ton	EBM - 005	75

* Valor aproximado | Approximate value




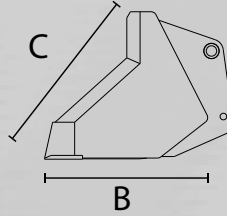
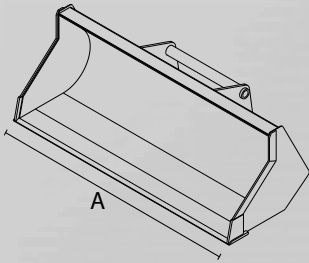
EMPILHADOR TELECÓPICO | TELESCOPIC HANDLER


ACESSÓRIOS | ATTACHMENTS

Balde Aplicações Gerais Standard Bucket Cazo Aplicaciones Generales Godet Standard	48
Balde Aplicações Gerais Standard Bucket Cazo Aplicaciones Generales Godet Standard	49
Balde Materiais Leves Light Material Bucket Cazo Materiales Ligeros Godet Materiaux Legeres	50
Balde Mat. Leves - Garra Light Mat. Bucket - Grap Cazo Mat. Ligeros - Mordaza Godet Mat. Legeres - Grappin	51
Balde Raiado Skeleton Bucket Cazo Rayado Godet Squeleto	52
Balde Drott 4 em 1 Drott 4 in 1 Bucket Cazo Drott 4 a 1 Godet Drott 4 à 1	53
Balde com Garras Grapple Bucket Cuchara com Mordaza Godet avec Grappin	54
Forquilha Agrícola + Garra Manure Fork + Grap Horquilha Estiércol + Mordaza Fourches à Fumier + Grappin	55
Forquilha Agrícola Manure Fork Horquilha Estiércol Fourches à Fumier	56
Forquilha Fardos Agrícolas Agricultural Bale Fork Bale Tenedor Agrícola Fourche à Balles Agricole	57
Forquilha Fardos Cilíndricos Bale Clamp Bale Tenedor Cilíndrico Fourche à Balles Cylindrique	58
Quadro de Garfos Pallet Forks Tablero Porta Horquillas Chassis Palette	59
Vassoura Sweeper Barredora Godet Balayeuses	60
Vassoura de Garfos Push Broom Barredora para Horquillas Balayeuses de Fourches	61
Pinça para Madeira Pinza para troncos Log Clamps Fourches pour troncs	62



Balde Aplicações Gerais | Standard Bucket | Cazo Aplicaciones Generales | Godet Standard


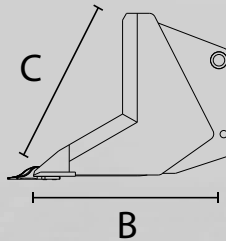
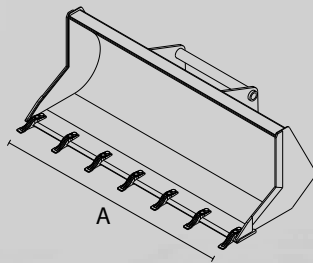



Modelo Model Modelo Modelo	Capacidade SAE (Lts)* Capacity SAE (Lts)* Capacidad SAE (Lts)* Capacité SAE (Lts)*	Peso (Kg)* Weight (Kg)* Peso (Kg)* Pois (Kg)*	A (mm)	B (mm)	C (mm)
					
TGB - 200	900	400	2000	780	870
TGB - 220	950	410	2200		
TGB - 240	1000	420	2400		

* Valor aproximado | Approximate value



Balde Aplicações Gerais | Standard Bucket | Cazo Aplicaciones Generales | Godet Standard




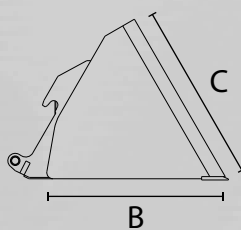
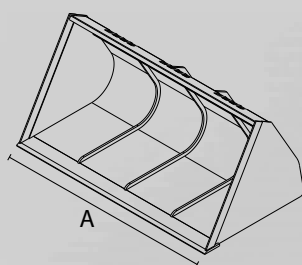
Modelo Model Modelo Modelo	Nº Dente Nº Teech Nº Diente Nº Dent	Capacidade SAE (Lts)* Capacity SAE (Lts)* Capacidad SAE (Lts)* Capacité SAE (Lts)*	Peso (Kg)* Weight (Kg)* Peso (Kg)* Pois (Kg)*	A (mm)	B (mm)	C (mm)
						
TRB - 220	7	800	380	2200	780	870
TRB - 230	7	850	390	2300		
TRB - 240	8	900	400	2400		




Tipo Dente | Tipe Tooth | Tipo Diente | Type Dent 53103205

* Valor aproximado | Approximate value



Balde Materiais Leves | Light Material Bucket | Cazo Materiales Ligeros | Godet Materiaux Legeres

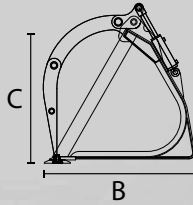
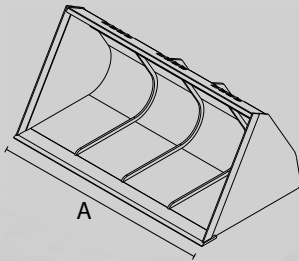





Modelo Model Modelo Modele	Capacidade SAE (Lts)* Capacity SAE (Lts)* Capacidad SAE (Lts)* Capacité SAE (Lts)*	Peso (Kg)* Weight (Kg)* Peso (Kg)* Pois (Kg)*	A (mm)	B (mm)	C (mm)
					
TLB - 150	1500	590	2400	1000	1100
TLB - 200	2000	650		1160	1260
TLB - 250	2500	700		1290	1330
TLB - 300	3000	830		1365	1500

* Valor aproximado | Approximate value



Balde Materiais Leves - Garra | Light Material Bucket - Grap | Cazo Materiales Ligeros - Mordaza | Godet Materiaux Legeres - Grappin

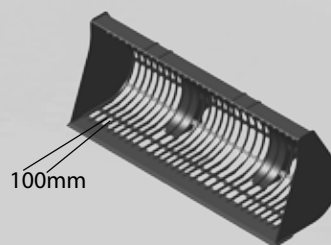
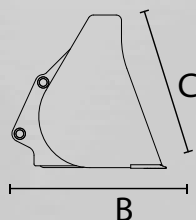
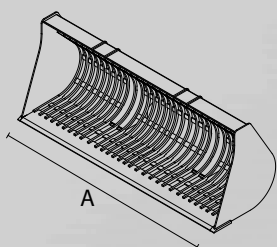


Modelo Model Modelo Modele	Capacidade SAE (Lts)* Capacity SAE (Lts)* Capacidad SAE (Lts)* Capacité SAE (Lts)*	Peso (Kg)* Weight (Kg)* Peso (Kg)* Pois (Kg)*	A (mm)	B (mm)	C (mm)
					
TLB - 150	1500	860	2400	1000	1100
TLB - 200	2000	970		1160	1260
TLB - 250	2500	1030		1290	1330
TLB - 300	3000	1115		1365	1500

* Valor aproximado | Approximate value



Balde Raiado | Skeleton Bucket | Cazo Rayado | Godet Squeleto




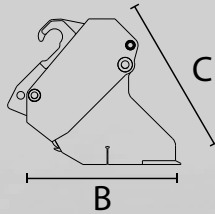
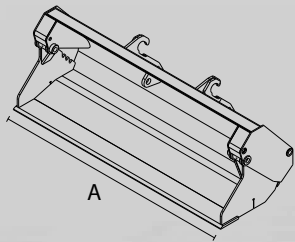
Modelo Model Modelo Modelo	Capacidade SAE (Lts)* Capacity SAE (Lts)* Capacidad SAE (Lts)* Capacité SAE (Lts)*	Peso (Kg)* Weight (Kg)* Peso (Kg)* Pois (Kg)*	A (mm)	B (mm)	C (mm)
TSK - 200	900	420	2000	565	890
TSK - 220	800	390	2200		
TSK - 240	950	450	2400		

Tipo Dente | Tipe Tooth | Tipo Diente | Type Dent 53103205

* Valor aproximado | Approximate value



Balde Drott 4 em 1 | Drott 4 in 1 Bucket | Cazo Drott 4 a 1 | Godet Drott 4 à 1


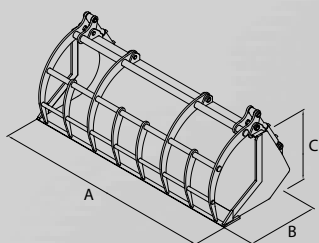


Modelo Model Modelo Modele	Capacidade SAE (Lts)* Capacity SAE (Lts)* Capacidad SAE (Lts)* Capacité SAE (Lts)*	Peso (Kg)* Weight (Kg)* Peso (Kg)* Pois (Kg)*	A (mm)	B (mm)	C (mm)
					
TMB - 200	750	600	2200	800	825
TMB - 220	800	625	2300		
TMB - 240	850	650	2400		

* Valor aproximado | Approximate value



Balde com Garras | Grapple Bucket | Cuchara com Mordaza | Godet avec Grappin

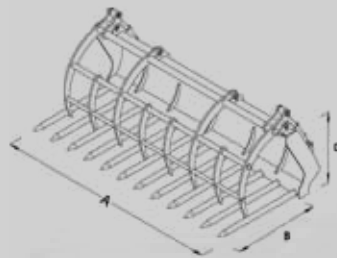





Modelo Model Modelo Modelo	Capacidade SAE (Lts)* Capacity SAE (Lts)* Capacidad SAE (Lts)* Capacité SAE (Lts)*	Peso (Kg)* Weight (Kg)* Peso (Kg)* Pois (Kg)*	A (mm)	B (mm)	C (mm)
TGF - 200	900	600	2000	780	870
TGF - 220	950	620	2200		
TGF - 240	1000	675	2400		

* Valor aproximado | Approximate value



Forquilha Agrícola com Garra | Manure Fork with Grap | Horquilha Estiércol com Mordaza | Fourches à Fumier avec Grappin



Modelo Model Modelo Modelo	Nº Dente Nº Teech Nº Diente Nº Dent	Capacidade SAE (Lts)* Capacity SAE (Lts)* Capacidad SAE (Lts)* Capacité SAE (Lts)*	Peso (Kg)* Weight (Kg)* Peso (Kg)* Pois (Kg)*	A (mm)	B (mm)	C (mm)
						
TFG - 200	7-7	2000	540	2000	900	775
TFG - 220	8-7	2500	580	2200		
TFG - 240	9-7	2300	600	2400		

Tipo Dente | Tipe Tooth | Tipo Diente | Type Dent 53103205

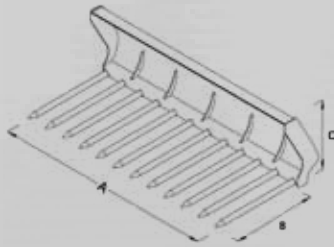
* Valor aproximado | Approximate value





Artigo não inclui garra



Forquilha Agrícola | Manure Fork | Horquilha Estiércol | Fourches à Fumier

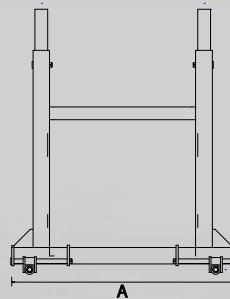
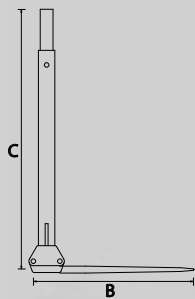




Modelo Model Modelo Modele	Nº Dente Nº Teech Nº Diente Nº Dent	Peso (Kg)* Weight (Kg)* Peso (Kg)* Pois (Kg)*	A (mm)	B (mm)	C (mm)
					
TFA - 200	7	410	2000	900	775
TFA - 220	8	440	2200		
TFA - 240	9	475	2400		

* Valor aproximado | Approximate value



Forquilha Fardos Agrícolas | Agricultural Bale Fork | Bale Tenedor Agrícola | Fourche à Balles Agricole

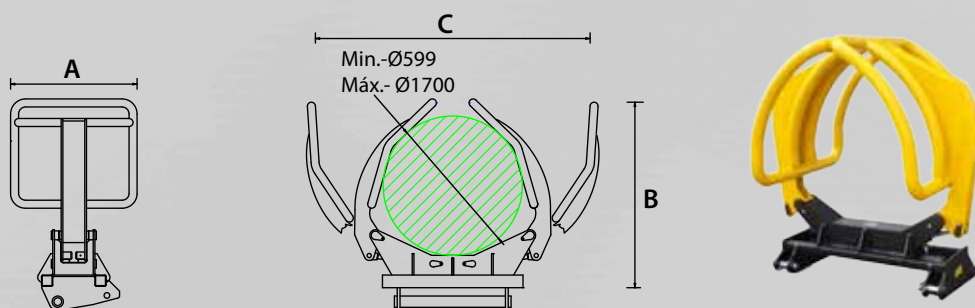


Modelo Model Modelo Modelo	Nº Dente Nº Teech Nº Diente Nº Dent	Peso (Kg)* Weight (Kg)* Peso (Kg)* Pois (Kg)*	A (mm)	B (mm)	C (mm)
					
TFQ - 120	2	160	1200	1100	1400/2400
TFQ - 160		200	1600		

* Valor aproximado | Approximate value



Forquilha Fardos Cilíndricos | Bale Clamp | Bale Tenedor Cilíndrico | Fourche à Balles Cylindrique

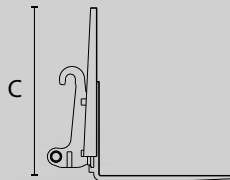
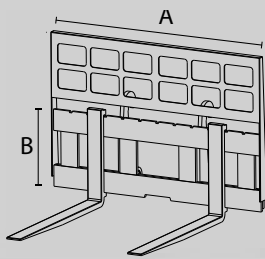


Modelo Model Modelo Modele	Nº Fardos Nº Bales Nº Balas Nº Balles	Capacidade SAE (Kg)* Capacity SAE (Kg)* Capacidad SAE (Kg)* Capacité SAE (Kg)*	Peso (Kg)* Weight (Kg)* Peso (Kg)* Pois (Kg)*	A (mm)	B (mm)	C (mm)
TFR - 121	1	800	290	900	1320	1955

* Valor aproximado | Approximate value



Quadro de Garfos | Pallet Forks | Tablero Porta Horquillas | Chassis Palette






Modelo Model Modelo Modele	Garfo (mm) Fork (mm) Horquilla (mm) Forche (mm)	Capacidade SAE (Lts)* Capacity SAE (Lts)* Capacidad SAE (Lts)* Capacité SAE (Lts)*	Peso (Kg)* Weight (Kg)* Peso (Kg)* Pois (Kg)*	A (mm)	B (mm)	C (mm)
TLF - 150	1000x80x40	1500	180	1500	407	910
TLF - 151	1100x100x40	2500	245		407	910
TLF - 152	1200x100x50	3500	330		508	1025
TLF - 153	1200x125x50	4500	420		508	1025

* Valor aproximado | Approximate value



Vassoura | Sweeper | Barredora | Godet Balayuses



Modelo Model Modelo Modele	Nº Discos Nº Discs Nº Cepillos Nº Disques	Ø	Capacidade SAE (Lts)* Capacity SAE (Lts)* Capacidad SAE (Lts)* Capacité SAE (Lts)*	Peso (Kg)* Weight (Kg)* Peso (Kg)* Pois (Kg)*	A (mm)	B (mm)
						
TBV - 200	44	560	500	510	2000	1500
TBV - 220	55		550	560	2200	
TBV - 240	61		600	596	2400	

Discos | Discs | Cepillos | Disque - Polipropileno/ Polypropylele

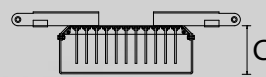
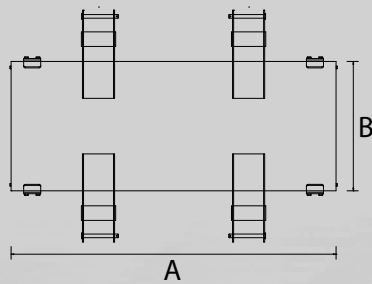
* Valor aproximado | Approximate value



Accessórios para Vassoura | Attachments for Sweeper | Implementos para Barredora | Équipements

Modelo Model Modelo Modele	Descrição Description Descripción Description	Preço Price Precio Prix
		€
BVL - 000	Vassoura lateral Side sweeper Cepillo lateral Borrse latérale Ø580mm	000€
BVR - 100	Sistema de rega Sprinkler system Kit riego Système d'arrosage 100 Lt*	000€
BVS - 000	Sistema de rega lateral Side sprinkler system Kit riego lateral Arrosage latérale	000€



Vassoura de Garfos | Push Broom | Barredora para Horquillas | Balayuses de Fourches

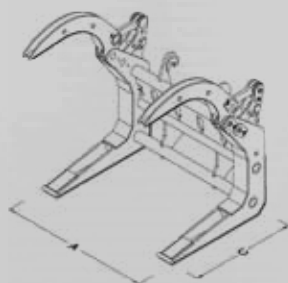




Modelo Model Modelo Modele	Nº Escovas Nº Brushes Nº Cepillos Nº Brosses	Peso (Kg)* Weight (Kg)* Peso (Kg)* Pois (Kg)*	A (mm)	B (mm)
				
VM - 180	11	105	1800	720
VM - 240		160	2400	
VM - 300		210	3000	

* Valor aproximado | Approximate value




Pinça para Madeira | Log Clamps | Pinza para troncos | Fourches pour troncs



Modelo Model Modelo Modele	Nº Cilindros Nº Cylinders Nº Cilindros Nº Cylindres	Peso (Kg)* Weight (Kg)* Peso (Kg)* Pois (Kg)*	A (mm)	B (mm)	C (mm)
					
TPM - 130	2	400	1300	1300	960
TPM - 160		440	1600		
TPM - 190		490	1900		

* Valor aproximado | Approximate value




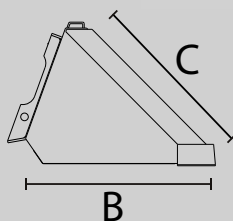
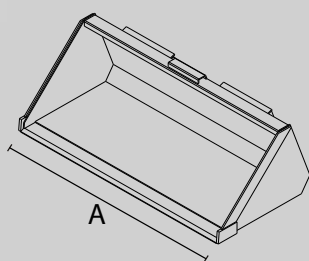
MINI PÁS CARREGADORA | SKID STEER LOADER




ACESSÓRIOS | ATTACHMENTS

Balde Aplicações Gerais Standard Bucket Cazo Aplicaciones Generales Godet Standard	66
Balde Drott 4 em 1 Drott 4 in 1 Bucket Cazo Drott 4 a 1 Godet Drott 4 à 1	67
Balde Materiais Leves Light Material Bucket Cazo Materiales Ligeros Godet Materiaux Legeres	68
Balde Descarga Alta High Dump Bucket Cazo de Alto Volteo Godet Haute Decharge	69
Balde Raiado Skeleton Bucket Cazo Rayado Godet Squeleto	70
Quadro Garfos Pallet Forks Tablera Porta Horquillhas Chassis Palette	71
Forquilha Agrícola Manure Fork Horquilha Estiércol Fourches à Fumier	72
Forquilha Agrícola + Garra Manure Fork + Grap Horquilha Estiércol + Mordaza Fourches à Fumier + Grappin	73
Vassoura Sweeper Barredora Godet Balayeuses	74
Vassoura de Garfos Push Broom Barredora Godet Balayeuses	75



Balde Aplicações Gerais | Standard Bucket | Cazo Aplicaciones Gerais | Godet Standard



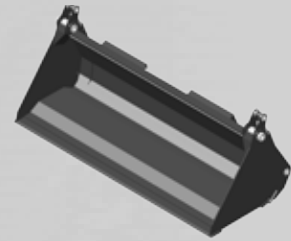
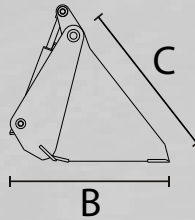
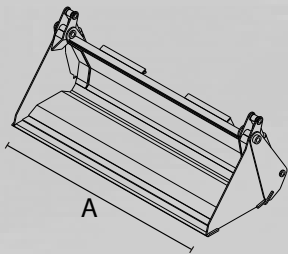
Modelo Model Modelo Modelo	Capacidade SAE (Lts)* Capacity SAE (Lts)* Capacidad SAE (Lts)* Capacité SAE (Lts)*	Peso (Kg)* Weight (Kg)* Peso (Kg)* Pois (Kg)*	A (mm)	B (mm)	C (mm)
					
UGB - 140	300	210	1400	740	700
UGB - 160	350	230	1600		
UGB - 180	400	245	1800		
UGB - 200	450	260	2000		




Tipo Dente | Tipe Tooth | Tipo Diente | Type Dent 53103205

* Valor aproximado | Approximate value



Balde Drott 4 em 1 | Drott 4 in 1 Bucket | Cazo Drott 4 a 1 | Godet Drott 4 à 1




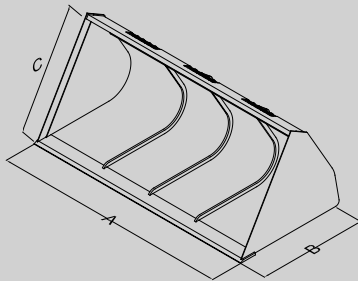
Modelo Model Modelo Modelo	Capacidade SAE (Lts)* Capacity SAE (Lts)* Capacidad SAE (Lts)* Capacité SAE (Lts)*	Peso (Kg)* Weight (Kg)* Peso (Kg)* Pois (Kg)*	A (mm)	B (mm)	C (mm)
					
UMB - 140	275	300	1400	730	790
UMB - 160	320	330	1600		
UMB - 180	365	345	1800		
UMB - 200	410	370	2000		




Tipo Dente | Tipe Tooth | Tipo Diente | Type Dent 53103205

* Valor aproximado | Approximate value



Balde Materiais Leves | Light Material Bucket | Cazo Materiales Ligeros | Godet Materiaux Legeres


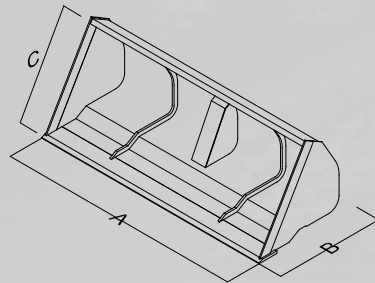





Modelo Model Modelo Modele	Capacidade SAE (Lts)* Capacity SAE (Lts)* Capacidad SAE (Lts)* Capacité SAE (Lts)*	Peso (Kg)* Weight (Kg)* Peso (Kg)* Pois (Kg)*	A (mm)	B (mm)	C (mm)
					
ULB - 160	450	290	1600	950	720
ULB - 180	600	330	1800		
ULB - 200	700	370	2000		

* Valor aproximado | Approximate value



Balde Descarga Alta | High Dump Bucket | Cazo de Alto Volteo | Godet Haute Decharge

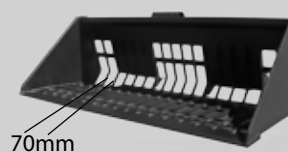
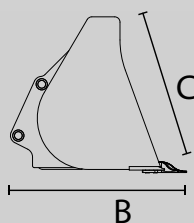
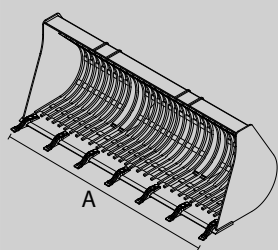





Modelo Model Modelo Modele	Capacidade SAE (Lts)* Capacity SAE (Lts)* Capacidad SAE (Lts)* Capacité SAE (Lts)*	Peso (Kg)* Weight (Kg)* Peso (Kg)* Pois (Kg)*	A (mm)	B (mm)	C (mm)
					
UAB - 160	550	480	1600	950	720
UAB - 180	780	530	1800		
UAB - 200	1000	570	2000		

* Valor aproximado | Approximate value



Balde Raiado | Skeleton Bucket | Cazo Rayado | Godet Squeleto

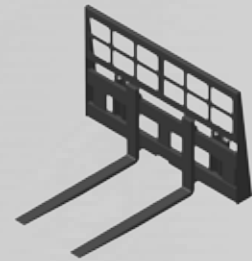
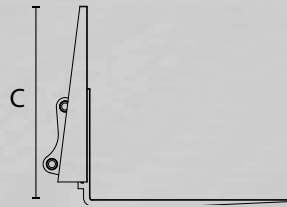
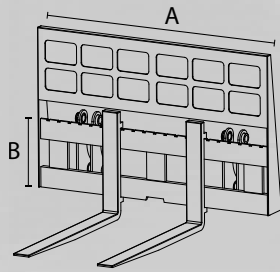





Modelo Model Modelo Modele	Capacidade SAE (Lts)* Capacity SAE (Lts)* Capacidad SAE (Lts)* Capacité SAE (Lts)*	Peso (Kg)* Weight (Kg)* Peso (Kg)* Pois (Kg)*	A (mm)	B (mm)	C (mm)
					
USK - 160	350	260	1600	740	700
USK - 180	400	275	1800		
USK - 200	450	295	2000		

* Valor aproximado | Approximate value



Quadro Garfos | Pallet Forks | Tablera Porta Horquillas | Chassis Palette

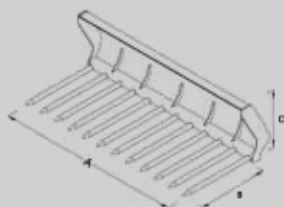




Modelo Model Modelo Modelo	Garfo (mm) Fork (mm) Horquilla (mm) Forche (mm)	Capacidade SAE (Kg)* Capacity SAE (Kg)* Capacidad SAE (Kg)* Capacité SAE (Kg)*	Peso (Kg)* Weight (Kg)* Peso (Kg)* Pois (Kg)*	A (mm)	B (mm)	C (mm)
						
ULF - 120	1000x80x40	1500	130	1200	407	980
ULF - 121	1000x100x40	2000	150			

* Valor aproximado | Approximate value



Forquilha Agrícola | Manure Fork | Horquilha Estiércol | Fourches à Fumier

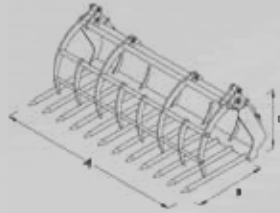




Modelo Model Modelo Modele	Nº Dente Nº Teech Nº Diente Nº Dent	Peso (Kg)* Weight (Kg)* Peso (Kg)* Pois (Kg)*	A (mm)	B (mm)	C (mm)
					
UFA - 140	5	140	1400	800	600
UFA - 160	6	160	1600		
UFA - 180	7	215	1800		

* Valor aproximado | Approximate value



Forquilha Agrícola com Garra | Manure Fork with Grap | Horquilha Estiércol com Mordaza | Fourches à Fumier avec Grappin





Modelo Model Modelo Modele	Nº Dente Nº Teech Nº Diente Nº Dent	Peso (Kg)* Weight (Kg)* Peso (Kg)* Pois (Kg)*	A (mm)	B (mm)	B (mm)
					
UFB - 140	5 - 4	230	1400	800	600
UFB - 160	6 - 4	250	1600		
UFB - 180	7 - 4	305	1800		

* Valor aproximado | Approximate value



Vassoura | Sweeper | Barredora | Godet Balayuses



Modelo Model Modelo Modele	Nº Discos Nº Discs Nº Cepillos Nº Disques	Ø	Capacidade SAE (Lts)* Capacity SAE (Lts)* Capacidad SAE (Lts)* Capacité SAE (Lts)*	Peso (Kg)* Weight (Kg)* Peso (Kg)* Pois (Kg)*	A (mm)	B (mm)
UBV - 140	30	560	400	420	1400	1500
UBV - 160	34		430	450	1600	
UBV - 180	40		480	475	1800	
UBV - 200	44		510	500	2000	

Discos | Discs | Cepillos | Disque - Polipropileno/ Polypropylele

* Valor aproximado | Approximate value


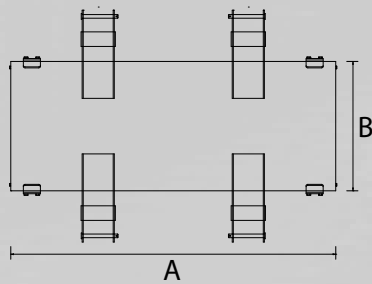
Acessórios para Vassoura | Attachments for Sweeper | Implementos para Barredora | Équipements



Modelo Model Modelo Modele	Descrição Description Descripción Description
BVL - 000	Vassoura lateral Side sweeper Cepillo lateral Borse latérale Ø580mm
BVR - 100	Sistema de rega Sprinkler system Kit riego Système d'arrosage 100 Lt*
BVS - 000	Sistema de rega lateral Side sprinkler system Kit riego lateral Arrosage latérale

* Valor aproximado | Approximate value




Vassoura de Garfos | Push Broom | Barredora | Godet Balayeuses



Modelo Model Modelo Modelo	Nº Escovas Nº Brushes Nº Cepillos Nº Broses	Peso (Kg)* Weight (Kg)* Peso (Kg)* Pois (Kg)*	A (mm)	B (mm)
				
VM - 180	11	105	1800	720
VM - 240		160	2400	
VM - 300		210	3000	

* Valor aproximado | Approximate value





Aguardamos o seu desafío
We await your challenge
Esperamos su desafío
Nous attendons votre défi

CONDIÇÕES DE GARANTIA

Os equipamentos fabricados ou comercializados pela nossa empresa são garantidos contra defeito de fabrico pelo prazo de 6 meses após a data da factura ao seu primeiro utilizador.

A garantia consiste na entrega gratuita, de peça ou peças que se destinem a substituir aquela ou aquelas que se inutilizem dentro desse prazo em consequência de defeito de matéria prima ou fabricação. Excluindo todo o tipo de matéria prima sujeita a desgaste.

As peças de substituição, são entregues à saída da fábrica logo após a recepção das inutilizadas e de um relatório descritivo da avaria, com especificação do tipo de equipamento em causa, das circunstâncias de trabalho antes e na altura da avaria e pormenores que forem convenientes.

Não se incluem nas condições de garantia nenhuma das seguintes responsabilidades:

Despesas de transporte e mão de obra com peças avariadas ou de substituição.

Despesa de deslocação, alojamento e refeições dos técnicos chamados para as reparações efectuadas.

Indemnizações por eventuais prejuízos resultantes da imobilização do equipamento, prejuízos materiais ou pessoais ocorridos em consequência da avaria.

São razão de perda imediata de garantia as seguintes condições:

Utilização dos equipamentos em condições anormais de trabalho.

Substituição ou alteração de qualquer peça ou acessório por outro que não seja de nosso fabrico.

Qualquer alteração ou reparação efectuada durante o período de garantia sem o nosso conhecimento.

Obs. Preços recomendados para venda a público. IVA não incluído

WARRANTY POLICY

The attachments manufactured or sold by Camponesa are warranted against manufacturing defects for a period of 6 months starting from the date of the invoice to the first buyer.

The guarantee consists in the free delivery of parts which are intended to replace the ones that damages within that period as a result of faulty raw materials or manufacturing. Excluding all types of raw materials subject to wear.

Replacement parts are delivered ex works after the receipt of damaged ones and a report describing the fault, specifying the type of equipment in question, the circumstances of work before and at the time of breakdown and details that are convenient.

Not included in the warranty conditions any of the following:

Transport costs and manpower with defective or replacement parts.

Expenses for travel, accommodation and meals for technical calls for repairs made.

Compensation for any losses arising from the detention of equipment, material or personal damage occurring as a result of the malfunction.

Are grounds for immediate loss of warranty, the following conditions:

Use of equipment under abnormal conditions.

Replacement or modification of any part or attachment other than our manufacture.

Any alteration or repair carried out during the warranty period without our knowledge.

Note Prices are recommended for sale to the public. VAT not included

Rua de S. Julião, 921
4760-384 Calendário
V. N. Famalicão **Portugal**

telef. (351) 252 322 232

fax. (351) 252 374 098

info@camponesa.com

www.camponesa.com

